







Xiamen Ursalink Technology Co., Ltd.

Model	Picture	Model	Descriptions	Configurations	Wi-Fi	GPS	PoE	Additional info
UR32 (standard)		UR32-L00x	1 × WAN + 1× LAN or 2 × LAN (10/100 Mbps) 1 × DI + 1 × DO 1 × RS232	4G and Fixed Serial (RS232 Only)				Optional Modems L00E: EC25-E L00A: EC25-A L00AF: EC25-AF L00AU: EC25-AU
		UR32-L00x-W		4G, Wi-Fi and Fixed Serial (RS232 Only)	✓			
		UR32-L00x-G		4G, GPS and Fixed Serial (RS232 Only)		✓		
		UR32-L00x-P		4G, PoE and Fixed Serial (RS232 Only)			✓	
		UR32-L00x-W-P		4G, Wi-Fi, PoE and Fixed Serial (RS232 Only)	✓		✓	
		UR32-L00x-G-P		4G, GPS, PoE and Fixed Serial (RS232 Only)		✓	✓	
UR32 (RS485)		UR32-L00x-485	1 × WAN + 1× LAN or 2 × LAN (10/100 Mbps) 1 × DI + 1 × DO 1 × RS485 or 1 × RS232	4G and Switchable Serial (RS485 or RS232)				Frequency Bands EC25-E: B1/B3/B5/B7/B8/B20/B38 /B40/B41 EC25-A: B2/B4/B12 EC25-AF: B2/B4/B5/B12/B13/B14/B 66/B71 EC25-AU: B1/B2/B3/B4/B5/ B7/B8/B28/B40
		UR32-L00x-W-485		4G, Wi-Fi and Switchable Serial (RS485 or RS232)	✓			
		UR32-L00x-G-485		4G, GPS and Switchable Serial (RS485 or RS232)		✓		
		UR32-L00x-P-485		4G, PoE and Switchable Serial (RS485 or RS232)			✓	
		UR32-L00x-W-P-485		4G, Wi-Fi, PoE and Switchable Serial (RS485 or RS232)	✓		✓	
		UR32-L00x-G-P-485		4G, GPS, PoE and Switchable Serial (RS485 or RS232)		✓	✓	
<p>*Wi-Fi and GPS can't be supported simultaneously in UR32 (Standard) or UR32 (RS485).</p> <p>*The UR32 (RS485) version can be changed from RS485 to RS232 by software upgrading.</p> <p>*(for UR32/UR35) With part number L00E, Router with GPS feature will use EC25-E by default; Router without GPS feature will use EC25-EC by default.</p>								

Model	Picture	Model	Descriptions	Configurations	Wi-Fi	GPS	PoE	Additional info
UR35 (Standard)		UR35-L00x	1 × WAN + 4 × LAN (10/100 Mbps) 1 × DI + 1 × DO 1 × RS232 + 1 × RS485	4G Only				Optional Modems L00E: EC25-E L00A: EC25-A L00AF: EC25-AF L00AU: EC25-AU Frequency Bands EC25-E: B1/B3/B5/B7/B8/B20/B38 /B40/B41 EC25-A: B2/B4/B12 EC25-AF: B2/B4/B5/B12/B13/B14/B 66/B71 EC25-AU: B1/B2/B3/B4/B5/ B7/B8/B28/B40
		UR35-L00x-W		4G and Wi-Fi	✓			
		UR35-L00x-G		4G and GPS		✓		
		UR35-L00x-P		4G and PoE			✓	
		UR35-L00x-W-G		4G, Wi-Fi and GPS	✓	✓		
		UR35-L00x-W-P		4G, Wi-Fi and PoE	✓		✓	
		UR35-L00x-G-P		4G, GPS and PoE		✓	✓	
		UR35-L00x-W-G-P		4G, Wi-Fi, GPS and PoE	✓	✓	✓	
UR35-FXS		UR35-L00x-S	1 × WAN + 4 × LAN (10/100 Mbps) 1 × DI + 1 × DO 1 × RS232 + 1 × RS485	4G and FXS				
		UR35-L00x-W-S		4G,Wi-Fi and FXS	✓			
		UR35-L00x-G-S		4G, GPS and FXS		✓		
		UR35-L00x-P-S		4G, PoE and FXS			✓	
		UR35-L00x-W-G-S		4G, Wi-Fi, GPS and FXS	✓	✓		
		UR35-L00x-W-P-S		4G, Wi-Fi, PoE and FXS	✓		✓	
		UR35-L00x-G-P-S		4G, GPS, PoE and FXS		✓	✓	
		UR35-L00x-W-G-P-S		4G, Wi-Fi, GPS, PoE and FXS	✓	✓	✓	

*(for UR32/UR35) With part number L00E, Router with GPS feature will use EC25-E by default; Router without GPS feature will use EC25-EC by default.